9000 596 376 (9203)

de Montageanleitung
*) über Kundendienst erhältlich
en Installation instructions
*) Available from customer service
fr Notice de montage
*) Disponible par le biais du service après-vente
nl Montagevoorschrift
*) Tegen meerprijs bij de Servicedienst verkrijgbaar
it Istruzioni per il montaggio
*) Disponibili presso il servizio assistenza clienti
el Οδηγίες τοποθέτησης
*) Διατίθενται από την υπηρεσία τεχνικής εξυπηρέτησης πελατών
es Instrucciones de montaje *) Se puede adquirir a través del Servicio de Asistencia Técnica Oficial de la marca

pt Instruções de montagem
*) Pode ser adquirido nos nossos Serviços Técnicos
sv Monteringsanvisning
*) kan fås via Service
no Monteringsanvisning
*) fåes hos kundeservice
fi Asennusohje
*) Saatavissa huoltopalvelusta
da Monteringsvejledning
*) Kan købes hos serviceafdelingen
tr Montaj kılavuzu
*) Yetkili servis üzerinden alınabilir
ru Инструкция по монтажу
*) Можно получить в сервисном центре
cs Montážní návod
*) K dispozici přes servisní službu
pl Instrukcja montażu
*) Do uzyskania w punkcie serwisowym

hu Szerelési utasítás
*) A vevőszolgálaton keresztül kapható:
hr Uputa za montažu
*) može dobiti kod službe održavanja
mk Упатство за монтажа
*) се добива преку службата за купувачи
sl Navodilo za montažo
*) Lahko nabavite v servisni službi
sr Uputstvo za montažu
*) Može se nabaviti preko servisne službe
et Monteerimisjuhend
*) kõsige klienditeeninduselt
lt Montavimo instrukcija
*) Ją galima gauti klientų aptarnavimo servise
lv Montāžas pamācība
*) Var saņemt servisa dienestā
sk Návod na montáž
*) Dostanete v službe zákazníkom
sq Udhëzues për montim
*) Sigurohet nëpërmjet servisit

bs Uputa za montažu
*) Može se dobiti preko servisne službe
fa راهنمای مونتاژ
*) از مرکز خدمات پس از فروش تهیه فرمایید
ar تعليمات التركيب
*) يمكن طلبها من مراكز خدمة العملاء
ko 설치 설명서
*) 고객서비스 센터에서 구입 가능
zh 安装说明书
*) 可向售后服务站索取。
uk Інструкція з монтажу
*) Можна отримати через сервісну службу
ro Instrucțiune de montaj
*) obtenabilă la serviciul pentru clienți

440 Voll-I - k.SW

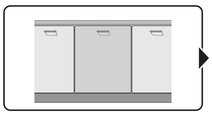

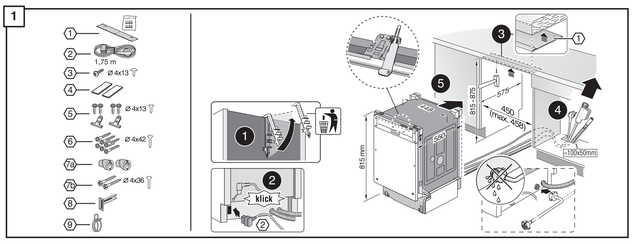

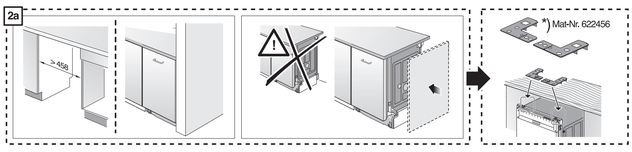

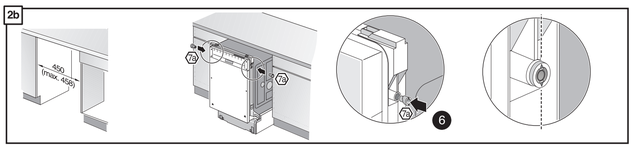

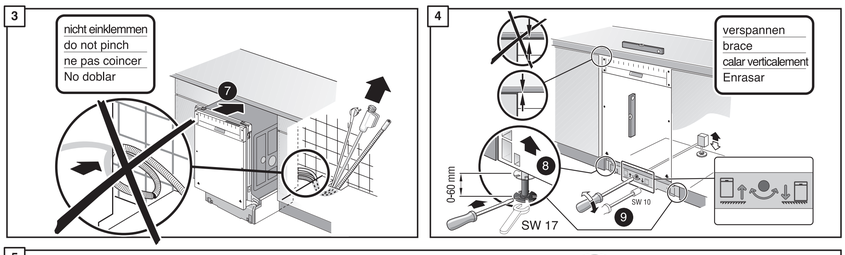

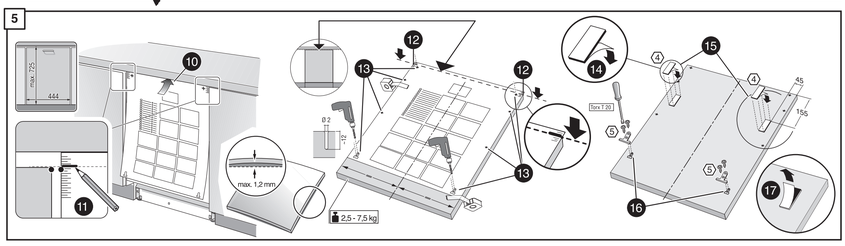

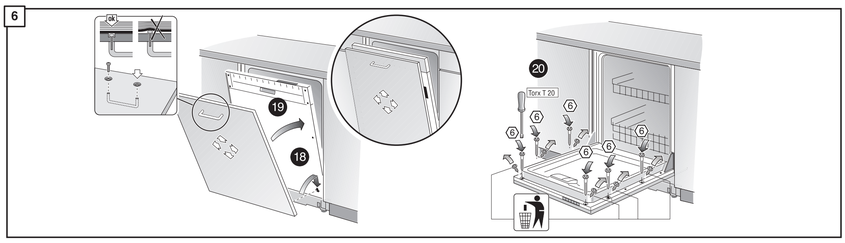

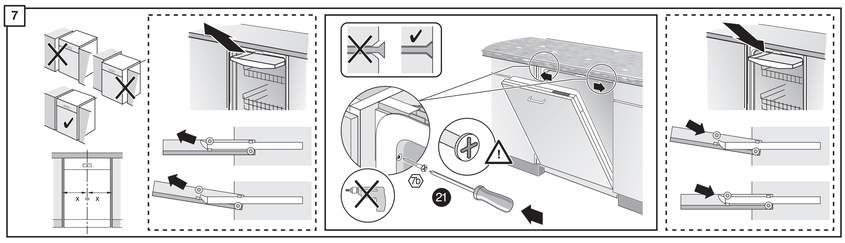

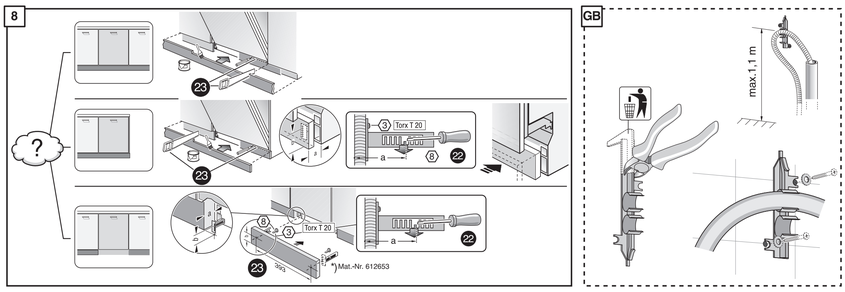

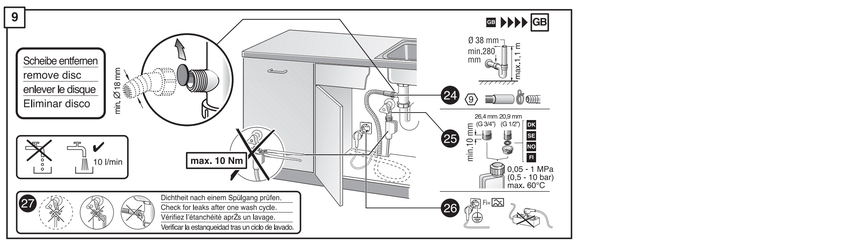

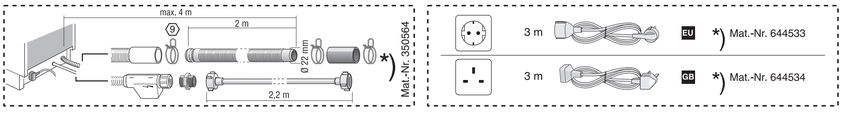

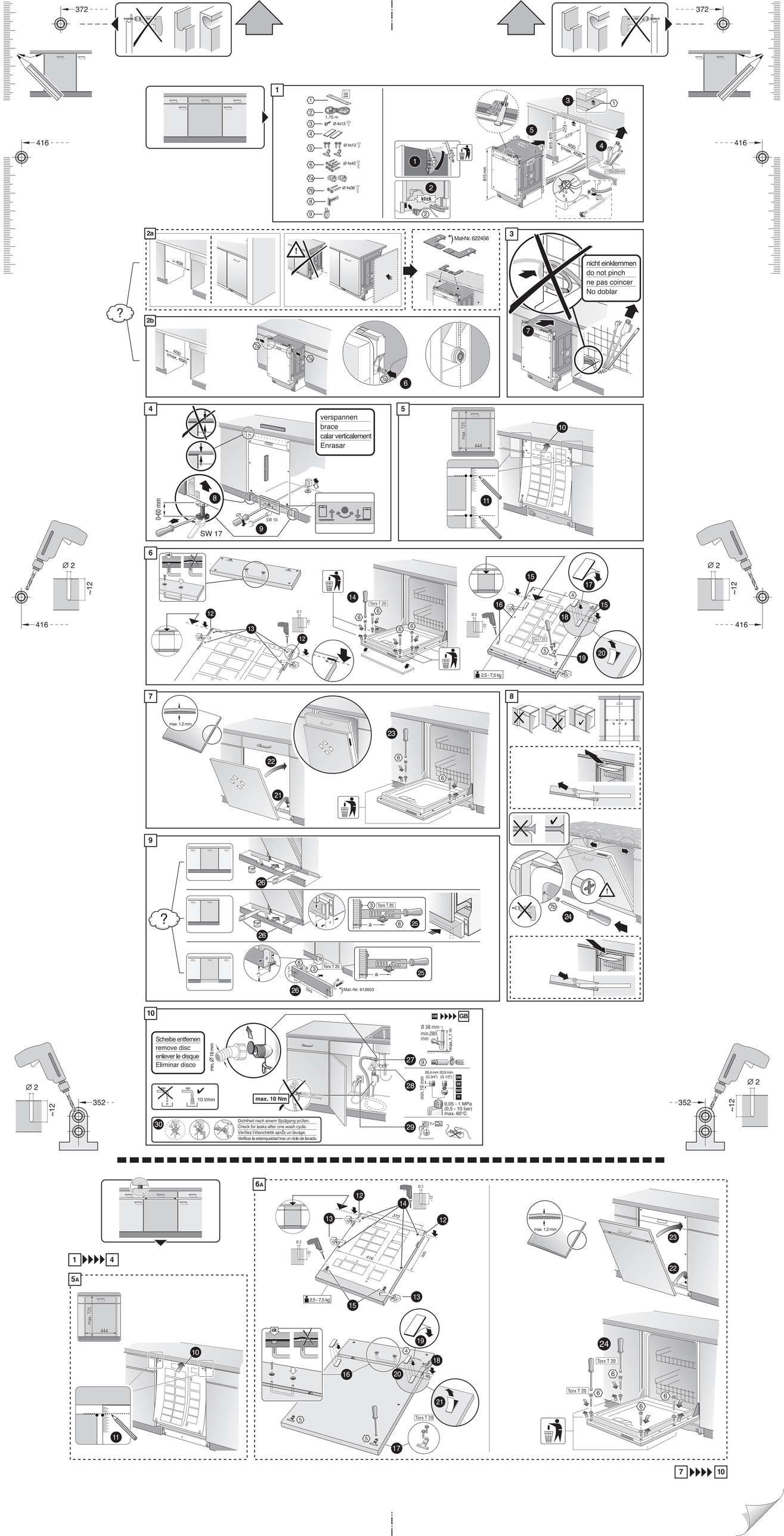
372
416
1
1,75 m
Ø 4x13
Ø 4x13
Ø 4x42
Ø 4x36
575
550
(max. 458)
815 mm
100x50mm
klick
2a
2b
*) Mat-Nr. 622456
3
nicht einklemmen
do not pinch
ne pas coincer
No doblar
4
verspannen
brace
calar verticalement
Enrasar
0-60 mm
SW 17
SW 10
5
max. 725
444
6
Torx T 20
2,5 - 7,5 kg
7
max. 1,2 mm
8
9
*) Mat.-Nr. 612653
10
GB
Scheibe entfernen
remove disc
enlever le disque
Eliminar disco
min. Ø 18 mm
Ø 38 mm
min.280 mm
max. 1,1 m
26,4 mm (G 3/4")
20,9 mm (G 1/2")
min. 10 mm
max. 10 Nm
10 l/min
0,05 - 1 MPa (0,5 - 10 bar)
max. 60°C
Dichtheit nach einem Spülgang prüfen.
Check for leaks after one wash cycle.
Vérifiez l'étanchéité après un lavage.
Verificar la estanqueidad tras un ciclo de lavado.
Ø 2
~12
352
5A
6A